


Chitting potatoes



Time of year: Feb - March

Works best for first and second early potatoes

Growing sprouts on seed potatoes so they are ready for planting. Chitting helps to grow more potatoes faster.



equipment:

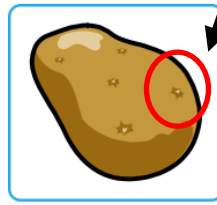


seed potatoes




egg box

1.
find the eyes of the
potato



eyes




2.
put the potatoes into
the egg box with the
most eyes upwards



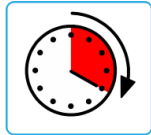
3.
put the potatoes
somewhere:
- cool (7-15°C)
- light



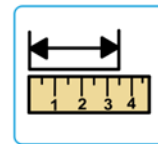
4.
label the potatoes



5.
leave for 2-3 weeks
and watch the sprouts
grow!



wait for sprouts to reach 2-3cm before planting



Worksheet: chitting potatoes

How many seed potatoes can you see in the bag?



10

1

3

What is best to chit potatoes in?



mug





egg box

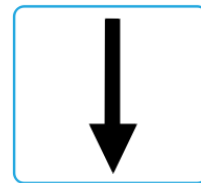


plant pot

Should most of the potato's eyes be facing up or down in the egg box?



upwards




downwards

What is best for chitting potatoes?



cool



hot



light



dark

What is growing on these potatoes?



sprouts

mould

